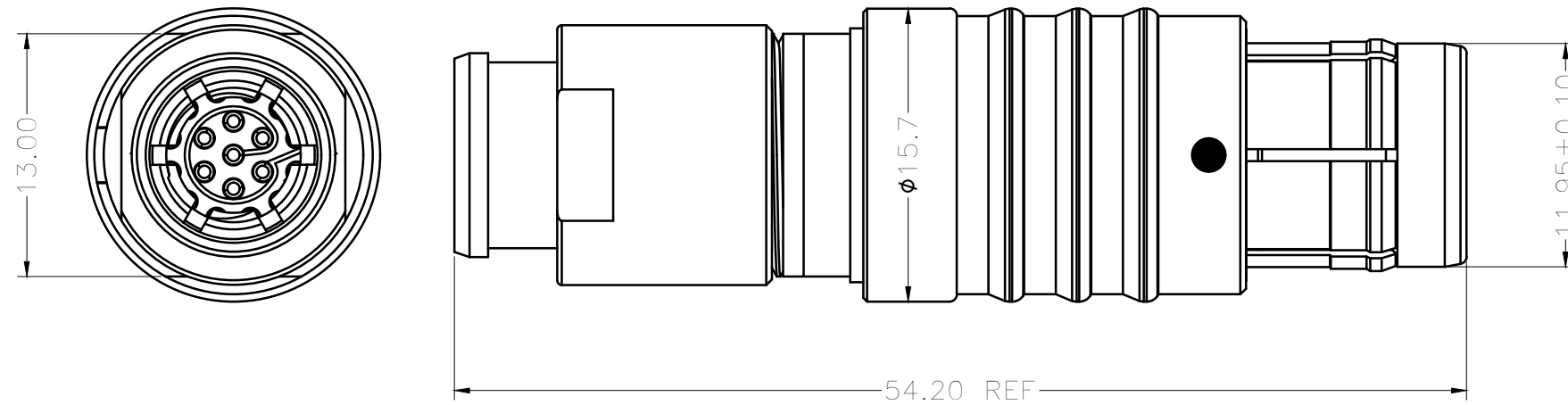


2F METAL CIRCULAR ASSEMBLY P/N DESCRIPTION :

2F A M1 X X XX X XX B
 ① ② ③ ④ ⑤

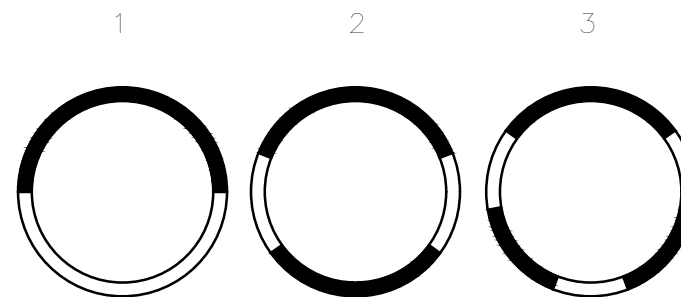
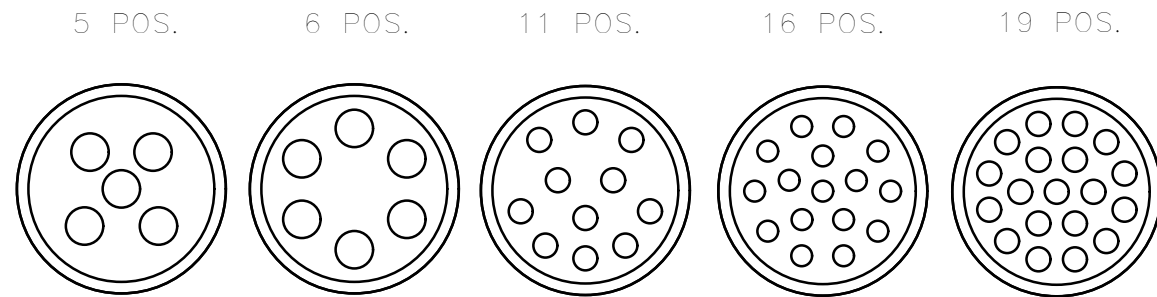
- ① Insert
P=PEEK
1=PPS
- ② Plating
2=High Gold
A=Gold flash
- ③ Number of contacts
05=5Pin
.....
19=19Pin
- ④ Keying
1=One Keying
2=Two Keying
3=Three Keying

- ⑤ Cable collet
25=2.5mm (Cable ϕ 2.1~2.5mm)
30=3.0mm (Cable ϕ 2.6~3.0mm)
35=3.5mm (Cable ϕ 3.1~3.5mm)
40=4.0mm (Cable ϕ 3.6~4.0mm)
45=4.5mm (Cable ϕ 4.1~4.5mm)
50=5.0mm (Cable ϕ 4.6~5.0mm)
55=5.5mm (Cable ϕ 5.1~5.5mm)
60=6.0mm (Cable ϕ 5.6~6.0mm)
65=6.5mm (Cable ϕ 6.1~6.5mm)
70=7.0mm (Cable ϕ 6.6~7.0mm)
75=7.5mm (Cable ϕ 7.1~7.5mm)
80=8.0mm (Cable ϕ 7.6~8.0mm)
85=8.5mm (Cable ϕ 8.1~8.5mm)
90=9.0mm (Cable ϕ 8.6~9.0mm)
95=9.5mm (Cable ϕ 9.1~9.5mm)



VIEW FROM TERMINATION SIDE PIN PART

KEYING (PLUG FRONT VIEW)



NOTE:

- 1. MATERIAL:
 - 1.1.SHELL ASSEMBLY: COPPER ALLOY, OUTER SHELL AND COLLET NUT Cr PLATING, OTHER METALLIC COMPONENTS Ni PLATING
 - 1.2.INSERT: THERMOPLASTIC, UL94V-0
 - 1.3.CENTER CONTACT : COPPER ALLOY, Au PLATING
- 2.NUMBER OF CONTACT : 5,6,11,16,19 POSITION
- 3.RoHS DIRECTIVE COMPLIANCE

THIRD ANGLE PROJECTION 		TOLERANCES UNLESS OTHERWISE SPECIFIED	
UNITS <input checked="" type="checkbox"/> mm <input type="checkbox"/> INCH		0 PLC ±	
ANGLES 0 PLC ± 1		1 PLC ± 0.50	
1 PLC ± 0.5		2 PLC ± 0.25	
		3 PLC ±	
		4 PLC ±	

CIRCON[®]
Dongguan Circon Technology Co.,Ltd.

TITLE: 2F METAL CIRCULAR CONNECTOR STRAIGHT PLUGS

APPROVED BY	JACK	DATE	2018-12-1
CHECKED BY	CHARLES	DATE	2018-12-1
DRAWN BY	ANDY	DATE	2018-12-1

C	DRAWING NO.	A-M-092	REV.	A0
	PART NO.	2FAM1XXXXXXXXB		
SIZE: A3		SCALE: 1:1	SHEET: 1 OF 1	

REV.	REVISION DESCRIPTION	ECR/ECN NO.	DATE	DRAWN BY	ANDY	DATE	2018-12-1	SIZE: A3	SCALE: 1:1	SHEET: 1 OF 1
------	----------------------	-------------	------	----------	------	------	-----------	----------	------------	---------------